

Dear Families,

In the event of a snow day, I have put together an e-learning packet for you. Please do not stress over the worksheets, just do what you can.

If you have any questions or concerns please feel free to email me.

Mrs. Emberton

kelsey.emberton@cusd66.org

Dear Families,

In the event of a snow day, I have put together an e-learning packet for you. Please do not stress over the worksheets, just do what you can.

If you have any questions or concerns please feel free to email me.

Mrs. Emberton

kelsey.emberton@cusd66.org

Dear Families,

In the event of a snow day, I have put together an e-learning packet for you. Please do not stress over the worksheets, just do what you can.

If you have any questions or concerns please feel free to email me.



Faint, illegible text or markings, possibly bleed-through from the reverse side of the page.

Faint, illegible text or markings, possibly bleed-through from the reverse side of the page.

A small, faint mark or character.

Name: _____

Date: _____

Add and Subtract within 20

Find the sums or differences.

$14 + 5 =$	$15 - 13 =$	$3 + 3 =$	$4 + 13 =$
$19 - 11 =$	$17 - 5 =$	$1 + 10 =$	$14 + 4 =$
$16 - 11 =$	$4 + 7 =$	$18 - 8 =$	$20 - 13 =$
$15 - 6 =$	$2 + 5 =$	$13 + 6 =$	$3 + 9 =$
$4 + 12 =$	$19 - 10 =$	$12 + 7 =$	$20 - 5 =$
$16 - 7 =$	$11 + 5 =$	$15 - 14 =$	$5 + 3 =$
$7 + 6 =$	$12 + 8 =$	$19 - 16 =$	Score: _____ / 27





Name: _____

Date: _____

Subtract from 20

Find the differences.

$17 - 6 =$	$20 - 6 =$	$11 - 7 =$	$9 - 4 =$
$18 - 12 =$	$15 - 8 =$	$17 - 7 =$	$14 - 13 =$
$13 - 4 =$	$5 - 3 =$	$16 - 3 =$	$19 - 5 =$
$6 - 4 =$	$14 - 10 =$	$20 - 5 =$	$8 - 2 =$
$15 - 2 =$	$11 - 0 =$	$4 - 2 =$	$12 - 12 =$
$7 - 6 =$	$18 - 14 =$	$10 - 3 =$	$20 - 2 =$
$6 - 1 =$	$10 - 7 =$	$16 - 13 =$	Score: _____ / 27





Name: _____


Date: _____

Add to 20

Find the sums.

$15 + 3 =$	$3 + 13 =$	$5 + 6 =$	$17 + 2 =$
$5 + 2 =$	$2 + 8 =$	$12 + 7 =$	$9 + 7 =$
$8 + 1 =$	$10 + 10 =$	$6 + 11 =$	$0 + 13 =$
$0 + 12 =$	$6 + 3 =$	$1 + 5 =$	$2 + 7 =$
$4 + 2 =$	$3 + 8 =$	$0 + 20 =$	$9 + 9 =$
$6 + 6 =$	$13 + 2 =$	$4 + 16 =$	$7 + 4 =$
$1 + 8 =$	$7 + 7 =$	$4 + 3 =$	Score: _____ / 27





MY HUNDREDS CHART

NAME: _____

DATE: _____

	2		4			7			10
		13				16			19
		23		25			28		
			34			37			40
	42					46		49	
		53		55					60
			64				68		
71						77			80
	82					86			90
91		93				97			

01

7

4

2

11

11

13

21

21

23

41

21

34

14

41

41

10

22

23

12

14

80

11

15

09

18

28

11

23


11

Winter Listen Up!


Name: _____

One-Step

- Color one mitten.
- Draw an X on the penguin wearing a hat.
- Circle one ice skate.
- Color two snowflakes.
- Color one snowball.
- Circle the snowman's nose.
- Draw an X on the smallest tree.
- Color the mouse under the tree.
- Draw an X on the bird in the sky.
- Circle the bear's hat.




Level One



Winter Listen Up! Name: _____

One-Step

- Color one mitten green.
- Draw a red X on the penguin wearing a hat.
- Circle one ice skate with yellow.
- Color two snowflakes blue.
- Color one snowball pink.
- Circle the snowman's nose with orange.
- Draw a green X on the smallest tree.
- Color the mouse under the tree orange.
- Draw a blue X on the bird in the sky.
- Circle the bear's hat with red.



Level Two

The first part of the paper discusses the
 importance of the study and the
 objectives of the research.

The second part of the paper discusses the
 methodology used in the study and the
 results of the research.

The third part of the paper discusses the
 conclusions of the study and the
 implications of the findings.

The first part of the paper discusses the
 importance of the study and the
 objectives of the research.

The second part of the paper discusses the
 methodology used in the study and the
 results of the research.

The third part of the paper discusses the
 conclusions of the study and the
 implications of the findings.

The first part of the paper discusses the
 importance of the study and the
 objectives of the research.

The second part of the paper discusses the
 methodology used in the study and the
 results of the research.

The third part of the paper discusses the
 conclusions of the study and the
 implications of the findings.

The first part of the paper discusses the
 importance of the study and the
 objectives of the research.


The second part of the paper discusses the
 methodology used in the study and the
 results of the research.

The third part of the paper discusses the
 conclusions of the study and the
 implications of the findings.

Winter Listen Up! Name: _____

Two-Steps

- Draw an X on the polar bear's nose, then color the penguin's hat.
- Color one snowflake, then color the mouse under the tree.
- Circle one skate, then color the log.
- Color the penguin's mittens, then color three snowballs.
- Draw an X on the penguin wearing a scarf, then color a tree.
- Color the bird above the tree, then circle the smallest snowflake.
- Color another snowflake, then circle one of the snowman's arms.
- Circle the bird in the tree, then color the bear's scarf.
- Color the other ice skate, then put Xs on the snowman's buttons.
- Color the polar bear's hat, then circle the snowman's nose.



Level One

The first part of the paper discusses the importance of the study and the objectives of the research. It highlights the need for a comprehensive understanding of the subject matter and the role of the researcher in this process. The study aims to explore the various aspects of the topic and provide a detailed analysis of the findings.


The methodology section describes the research design and the data collection methods used. It details the selection of participants, the instruments used for data collection, and the procedures followed to ensure the reliability and validity of the study. The analysis of the data is presented in a systematic manner, highlighting the key findings and their implications.

The conclusion summarizes the main findings of the study and discusses their significance. It reflects on the contributions of the research to the field and suggests areas for further exploration. The paper concludes by emphasizing the importance of continued research in this area and the role of the researcher in advancing knowledge.

Winter Listen Up! Name: _____

Two-Steps

- Draw an X on the polar bear's nose, then color the penguin's hat yellow.
- Color one snowflake blue, then color the mouse under the tree orange.
- Circle one skate, then color the log brown.
- Color the penguin's mittens green, then color three snowballs pink.
- Draw an X on the penguin wearing a scarf, then color a tree green.
- Color the bird above the tree red, then circle the smallest snowflake.
- Color another snowflake blue, then circle one of the snowman's arms.
- Circle the bird in the tree, then color the bear's scarf orange.
- Color the other ice skate yellow, then put Xs on the snowman's buttons.
- Color the polar bear's hat green, then circle the snowman's nose.




Level Two




Winter Listen Up!

Name: _____

Make your own
directions





pick
one!

He

is

happy mad
sad fun.



He

is

Handwriting practice lines consisting of solid top and bottom lines with a dashed middle line for letter height guidance.



name: _____

I

am

tired.

sleepy.

silly.

hungry.

silly.

hungry.

I

am



I

am

I

am




Name: _____

we

like

eat. play.
run. jump.



we

like

to


to

to

to

to

to



I You
we They

like want
have

eat. play.
fun. jump.


Use one word from each box above to complete a sentence.

I like to jump with my friends.

They want to play.

We have fun.

I eat.



I You
We They

sing. play.
hop. smile.

sing. pic
hop. smile
CAN


Click the word from each box above to complete a sentence.

can can

can can

can can

can can



Sheery
They

am
is


are
want

very
really

nice.
sing.

happy.
jump.

Pick one word from each box above to complete four different sentences.




My Her
is our

bike dog
dad car

is

fast. small.
new. big.

Pick one word from each box above to complete four different sentences.




Name _____



Beginning Sounds

Color the beginning sound of each picture.

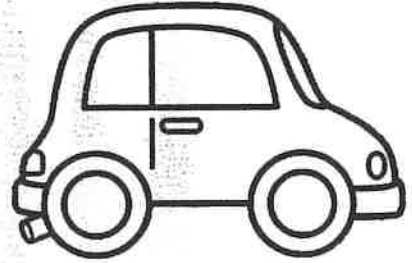


Ss

Hh

Aa

Dd



Cc

Ff

Tt

Bb



Ii

Gg

Ff

Ww

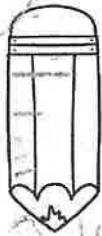


Jj

Nn

Cc

Ll



Zz

Pp

Xx

Ee




Tt

Gg

Vv

Mm



Name _____



Ending Sounds


Color the ending sound of each picture.




Nn Hh Vv Tt



Pp Dd Gg Qq



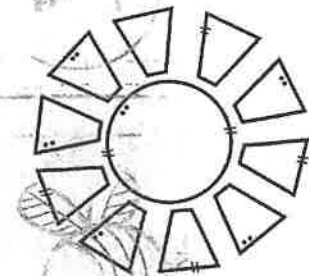
Gg Aa Mm Ss




Bb Rr Tt Ee



Cc Xx Yy Ll



Rr Nn Oo Kk




Name _____




Beginning Sounds

Say the name of each picture and write the beginning sound.

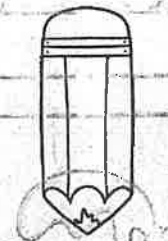


Aa















Name : _____




Ending Sounds

Say the name of each picture and write the ending sound.


















Name: _____

Directions: Color or stamp the missing letter. Then write it on the line.


Missing Middles

u
i
e




g _ m

e
o
a




j _ m

i
a
e




b _ t

a
e
i




c _ t

u
a
e




s _ n

i
a
o




h _ t

u
i
a




b _ g

e
i
o




p _ n

o
u
e



m _ g



Name: _____

One More One Less



Write the number that is one more and one less than each number.

13

3

6

4

10

15

14

7

16

17

Name: _____

One More One Less



Write the number that is one more and one less than each number.

	8	
--	---	--

	13	
--	----	--

	9	
--	---	--

	19	
--	----	--

	7	
--	---	--


	15	
--	----	--

	1	
--	---	--

	6	
--	---	--

	3	
--	---	--

	14	
--	----	--



Name: _____

One More One Less

Write the number that is one more and one less than each number.



	1	
--	---	--

	4	
--	---	--

	3	
--	---	--

	17	
--	----	--

	18	
--	----	--


	5	
--	---	--

	8	
--	---	--

	11	
--	----	--

	13	
--	----	--

	7	
--	---	--



Name: _____

One More One Less

Write the number that is one more and one less than each number.



17

15

9

13

6

8

3

19

10

5

